


College Council


WELCOME / CALL TO ORDER

February 22, 2023




College Council

APPROVAL OF MINUTES
January 25, 2023




College Council

**STANDING COMMITTEE
UPDATES**




College Council

**CAMPUS LIFE & STUDENT ISSUES
COMMITTEE**




College Council

TECHNOLOGY COMMITTEE




College Council

**FACILITIES & SECURITY
COMMITTEE**



College Council

BUDGET COMMITTEE



**President's Report
College Council**

February 22, 2023

Anthony E. Munroe
BMCC President

INSTITUTIONAL PRIORITIES

- **INCREASE ENROLLMENT** by enhancing admissions and advising and addressing retention and transfer barriers
- **IMPROVE ALIGNMENT** between academic programming, student demand, and workforce needs through program review, enhancement of online offerings, and expansion of short-term programs
- **REDUCE EQUITY GAPS** through greater support for culturally responsive and sustaining pedagogy and expansion of comprehensive academic and basic needs assistance
- **EXPAND ACCESS** to comprehensive academic and student supports that are associated with greater student outcomes
- **CULTIVATE CAREER PREPARATION**, exploration, and development opportunities for credit and non-credit student populations
- **ENGAGE AND PARTNER** with corporate and philanthropic partners to support academic programming, strengthen career development, and grow financial resources

INCREASE ENROLLMENT

- **Enrollment Update (as of February 21, 2023)**
 - Total – 16,632 (-0.6% from prior year)
 - Freshmen – 1,241 (+9.7% from prior year)
 - Transfers – 1,050 (+16.4% from prior year)
 - Readmits – 1,086 (-0.8% from prior year)
 - Non-Degree – 1,8385 (+14.4% from prior year)
 - Continuing – 11,450 (-4.8% from prior year)
- **FTE – 11,871 (-2.0% from prior year)**
- **Registration for 8W2 express session is ongoing until March 23 while registration for 7W1 express session ended:**
 - 7W1 session 2/5/2023 – 3/21/2023 – Enrollment: 429
 - 8W2 session 3/23/2023 – 5/23/2023 – Enrollment: 1,146 and counting.

INCREASE ENROLLMENT

- **AcMo 2.0**
- **Strategic Enrollment Management**
 - Focus on retention initiatives
 - Increasing international student enrollment
 - Tutoring, SI, student intervention (Starfish)

RETENTION – B-UMLA Success Rates

- UMLA Programming housed in the BMCC Business Department
- Intentional Partnership between Departmental Faculty and Support Staff
- Intentional Partnership with Baruch College (BMCC/Baruch Business Academy)
- Funds from MacKenzie Scott donation, Robin Hood Foundation, and Tax-levy Funding
- B-UMLA students – 71% Black/Hispanic and 67% Male
- Business majors – 65% Black/Hispanic and 49% Male
- Impressive Results so far (2 Semesters, nearly 250 students)
 - Comparisons are B-UMLA students vs. all business majors
 - 92% vs. 82% course pass rates
 - 45% vs. 56% DFWI rate (negative and failing grades)
 - 80% vs. 52% next semester return rate (includes transfer and graduation)
 - 66% vs 30% next year return rate (includes transfer and graduation)

FINANCIAL PLAN UPDATE

CUNY FUNDING FY 2023 AND 2024

- CUNY requested a \$2.7M savings target for FY 2023
- CUNY has requested an additional \$4.7M for FY 2024 increasing the total savings request to \$7.4M (\$2.7 + \$4.7)
- Concentration is on increasing revenue, increasing student collection rate and decrease in adjunct faculty cost
- Anticipated reductions in funding from New York City will require a revaluation of the target for FY 2024

FY 2023 FINANCIAL PLAN AS REVISED

FY 2023 Financial Plan (000's)	FY 23 - Revised	FY 23 - Submitted
Resources - Tax Levy	160,501	160,501
Resources - Non Tax Levy	589	463
Total Resources	161,090	160,964
Total Personnel Costs	148,393	150,378
Total OTPS	34,292	34,885
Total Expenditures	182,685	185,263
DEFICIT	(21,595)	(24,299)

Emergency Preparedness

- **Public Safety Website**
- **CUNY Alert**
- **Videos**
- **Annual Security Report**
- **Communication protocols**

ANNOUNCEMENTS & PARTNERSHIPS

- **CUNY Inclusive Economy Initiative – Update**
 - Building industry-campus backbone
 - Boosting career capacity
 - Connecting students to internships
 - **Alumni Activation Initiative**, BMCC OIA and Internship staff to work in partnership with CUNY Careers & Industry Partnership/Alumni staff to increase competitive career opportunities for alumni

ANNOUNCEMENTS & PARTNERSHIPS

SAVE THE DATE:

BMCC 2023 State of the College

Tuesday March 7, 2023

1:00 – 2:30

SAVE THE DATE:

BMCC 2023 Commencement

Thursday June 8, 2023 (tentative date)

ANNOUNCEMENTS & PARTNERSHIPS

- **Student Affairs Announcements:**
 - Amazon Go
 - Alternate Spring Break and Summer Service Abroad
 - Student Government Elections for 2023–2024

ANNOUNCEMENTS & PARTNERSHIPS

BMCC Welcomes



Gail H. Fernandez, as
Acting Associate Dean of Faculty,
effective February 14, 2023



Terry Kidd, as
Acting Assistant Vice President of
Workforce Development and
Continuing Education,
effective February 14, 2023



THANK YOU
for your continued hard
work and dedication.

QUESTIONS?