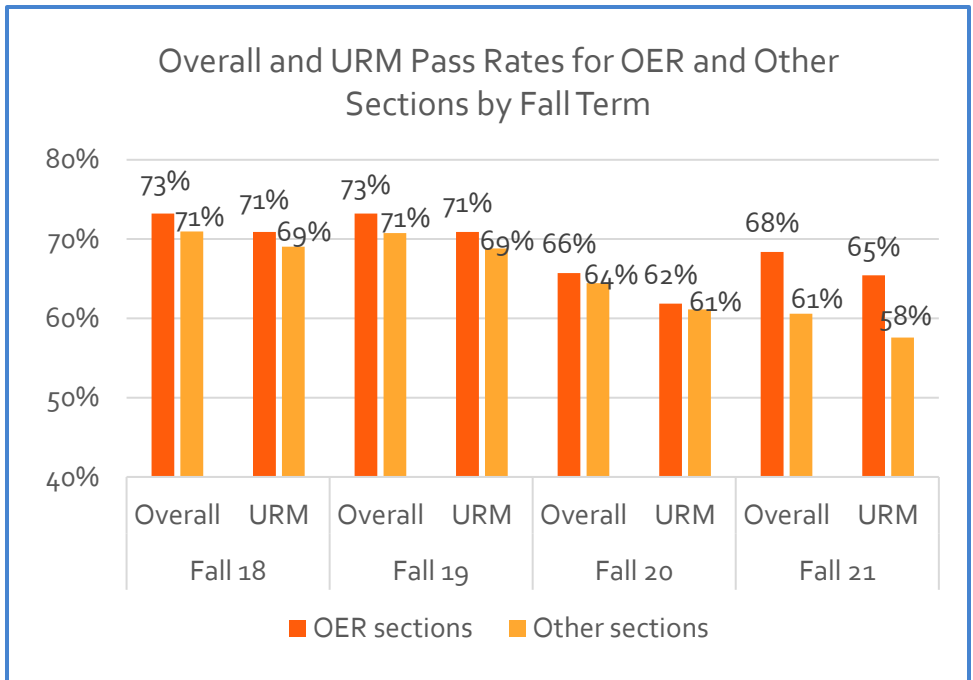


Term	Fall 2018	Spring 2019	Fall 2019	Spring 2020	Fall 2020	Spring 2021	Fall 2021	Spring 2022	Fall 2022
OER Section Count	1069	157	786	67	644	367	475	298	312
Largest OER Course	ENG 101	MES 153	ENG 101	SPE 100	ENG 101	ENG 101	ENG 101	ENG 101	MAT 150
OER Section Count	189	22	173	8	145	35	77	28	14

IN THIS ISSUE: OER COURSES

BMCC OFFICE OF INSTITUTIONAL EFFECTIVENESS AND ANALYTICS

The expense of textbooks is a large burden especially for community college students. In BMCC, an alternative approach was developed to respond to this issue. Open Educational Resource (OER) offers no-cost textbook material. This upshot aims to evaluate the impact OER has on student success outcomes. Pass and withdrawal rates of sections offering OER are compared to sections of the same course not offering OER. The impact these outcomes have on students who are underrepresented minorities (URM) was also examined.



FAST FACTS

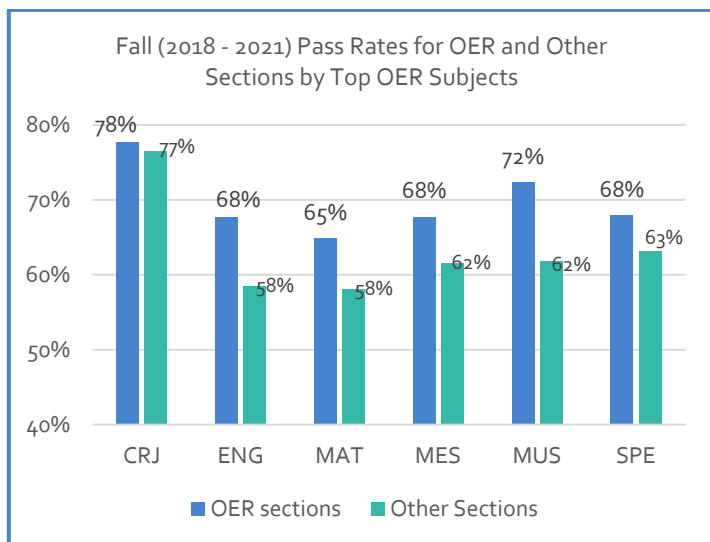
7% ↑

In fall 2021, there was a 7% higher pass rate for OER sections compared to other sections of the same course.

7% ↑

In fall 2021, there was also a 7% higher pass rate among students who are URMs enrolled in OER sections compared to other sections of the same course.

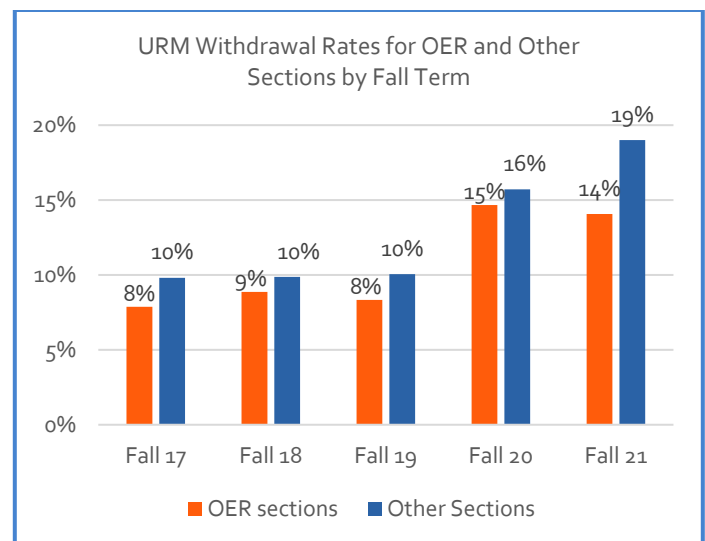
## Improvement in English and music pass rates by 10%




Based on the average pass rates in fall terms from 2018 to 2021, English (ENG) and music (MUS) courses showed the largest difference (10%) in pass rates between OER (68% and 72%) and other sections (58% and 62%).

Based on the average pass rates in fall terms from 2018 to 2021, media studies (MES) courses showed the largest difference (12%) in pass rates between OER (65%) and other sections (53%) among students who are URM.

## Reduced withdrawal rates by 5% among URMs



## Improvement in media studies pass rates by 12% among URMs



Among students who are URM, in the fall 2021 showed 5% lower withdrawal rates for OER (19%) compared to other sections (14%). Furthermore, among students who are URM in OER sections, withdrawal rates decreased by 1% from fall 2020 (15%) to fall 2021 (14%). However, among students who are URM in other sections, withdrawal rates increased by 3% from fall 2020 (16%) to fall 2021 (19%).

### FOR MORE INFORMATION

CONTACT: BMCC OFFICE OF INSTITUTIONAL EFFECTIVENESS AND ANALYTICS  
 ins@bmcc.cuny.edu